

Spiral Block

Materials

- Dark Fabric
- Medium Fabric
- Light Fabric

Cutting



Cut 12 - 3" squares. Cut in half corner to corner.



You will need
23 triangles



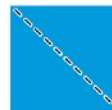
Cut 1 - 4" Square. Cut corner to corner in both directions.



You will need
2 triangles




Cut 11 - 3" squares. Cut in half corner to corner.



You will need
22 triangles




Cut 1 - 4" Square. Cut corner to corner in both directions.



You will need
2 triangles




Cut 12 - 3" squares. Cut in half corner to corner.



You will need
24 triangles



Cut 1 - 4" Square. Cut corner to corner in both directions.



You will need
2 triangles

Note: you will have extra triangles. Set them to the side for a different project.

Sewing - making your first squares



- Sew 10



- Sew 11



- Sew 12



- Sew 1




- Sew 1



- Sew 1

Organize your square according to the diagram.



Sew your squares together according to the above diagram.