














Flower Block With Bonus Stem

Materials

- Dark Flower Fabric
- Medium Flower Fabric
- Light Background Fabric
- Medium Background Fabric
- Center Flower Fabric


Cutting

	Cut 16 - 2.5" squares.		
	Cut 4 - 3" Squares. Cut in half corner to corner.		You will need 8 triangles
	Cut 8 - 2.5" squares.		
	Cut 2 - 3" Squares. Cut in half corner to corner.		You will need 4 triangles
	Cut 24 - 2.5" squares.		
	Cut 3 - 3" Squares. Cut in half corner to corner.		You will need 6 triangles
	Cut 10 - 2.5" squares.		
	Cut 1 - 3" Squares. Cut in half corner to corner.		You will need 2 triangles
	Cut 4 - 2.5" squares.		

Organize and Sew Half Square Triangles



Organize flower Block according to the diagram



Organize stem block according to the diagram

